



AWS Educate帳號申請 流程介紹(學生)



內容

- 一. AWS Educate 方案帳號申請概述
- 二. 學生 Educate 帳號申請 (Starter Account, 免綁定信用卡)



一. AWS Educate 方案帳號申請概述

AWS 專為提供教育機構、教育工作者、學生申請的免費方案，稱為 AWS Educate 方案。其中有：

- a. 免綁信用卡的申請方式：AWS Starter Account
- b. 將一般已綁好信用卡的 AWS 帳號註冊進 AWS Educate 的方案

2 種申請方法，差別在於：

- a. 為提供無信用卡之學生、教育工作者辦理申請 AWS 帳號，**獲得的免費額度較低，且有無法適用某些特定 AWS 服務**
- b. 為提供有信用卡之教育工作者申請成功後獲得較高免費額度，**並且可以使用所有 AWS 服務**



申請方式簡介(無綁定信用卡)

□ 無綁定信用卡申請程序

1. 至 [[AWS Educate註冊網站](#)] 申請帳號
2. 請依身份選擇Educator
3. 請至 @*.ncu.edu.tw信箱收認證信
4. 申請後需經審核，約需要約3日，才會取得免費額度



申請方式簡介(綁定信用卡)

□ 綁定信用卡申請程序

1. 至 [[AWS Educate註冊網站](#)] 申請帳號
2. 請依身份選擇Educator
3. 請至 @*.ncu.edu.tw信箱收認證信
4. 申請後需經審核，約需要約3日，才會取得免費額度
5. 至 [[AWS帳戶註冊網站](#)] 建立AWS帳戶
6. 申請成功後，將取得 12位數字的Account ID
7. 輸入12位數字的AWS Account ID



二. 學生 Educate 帳號申請 (免綁信用卡)

進到 AWS Educate 網址：

<https://aws.amazon.com/tw/education/awseducate/>



至 AWS Educate 註冊網站申請帳號

AWS Educate 在 200 多個國家和地區廣泛使用。它將 3500 多間機構、數萬名教育工作者和數十萬學生聯繫起來。

透過 AWS Educate，學生和教育工作者可以存取豐富的內容和程式，培養成長領域中的雲端專業所需的技能。





Apply to join AWS Educate





Step 1/3: Choose your role

學生點選 Student

老師點選 Educator

Preferred Language:

English



Please note that any personal information you provide will be treated in accordance with the [AWS Educate Terms and Conditions](#) and [AWS Privacy Notice](#)

AWS Educate is Amazon's program to help students learn real-world cloud technology skills before graduating. It provides students and educators with the resources needed to accelerate cloud-related learning.



Apply to join AWS Educate

Step 2/3: Tell us about yourself

Preferred Language:
English

填寫學校英文全名

Start typing the name of your school and select from the list. If you don't see your school, enter the full name, example: Harvard University

需填寫學校的Email **畢業月份** **畢業年份**

Please provide a valid, current email issued by your institution. Example: your_name@your_school.edu

不需填寫

[Frequently Asked Questions](#)

Please click the box below to help assure that a person and not an automated program is submitting this application. If a set of letters is displayed enter them on the line. If you have any difficulty with the letters, you can click the reload icon to get a new set of letters, or click the headphones to hear audio of what to enter.

我不是機器人 reCAPTCHA 隱私權 - 條款

Please note that any personal information you provide will be treated in accordance with the [AWS Educate Terms and Conditions](#) and [AWS Privacy Notice](#)



Apply to join AWS Educate

Thanks :)

We received your application.
Now check your email for a
message with a link to verify your
address.



Email 認證範例-步驟一

Email 信箱將收到 AWS 發出的認證要求信

回覆 全部回覆 轉寄



2020/3/11 (週三) 下午 07:31

AWS Educate Support <support@awseducate.com>

Email Verification - AWS Educate Application

收件者 }@cc.ncu.edu.tw

Hello ' ' ,

Thank you for submitting your AWS Educate application!

In order for your AWS Educate application to be processed, we need to verify your email address. Please use the verification URL below to confirm your email address and complete the application process.

<https://www.awseducate.com/ConfirmEmail?ref=4dea6f8a0fce4ee7c5ebd6dec2aca6d5>

Thank you,

The AWS Educate Team

Terms & Conditions

Preferred Language:

English ▼

AWS EDUCATE TERMS AND CONDITIONS

(Last Updated April 30, 2019)

1.0 YOUR AGREEMENT WITH AWS

1.1 This Agreement. This set of terms and conditions (this “**Agreement**”) is an agreement between you (or the Entity you work for) (“**you**”) and Amazon Web Services, Inc. or other entity noted in Section 10 (in either case, “**AWS**,” “**we**,” or “**us**”). This Agreement governs your participation in the AWS Educate Program (the “**Program**”) described at <https://aws.amazon.com/education/awseducate/> and its subpages (the “**Program Site**”), including (a) your use and submission of data, text, audio, video, images, software (including machine images), or other materials (collectively, “**Content**”) in connection with the Program; and (b) your use of any tools, websites, and services AWS may provide to you in connection with the Program (collectively, the “**Educate Tools**”). If you are entering into this Agreement for a commercial entity, government institution, or any other entity (“**Entity**”), such as the company or educational institution you work for, you represent that you have legal authority to bind that Entity, and references to “you” in this Agreement will be deemed as referring to that Entity. If you have an AWS Customer Agreement (available at <http://aws.amazon.com/agreement/>) or other agreement between you and AWS governing your use of AWS services (“**AWS Services Agreement**”), that

You must scroll through the entire Terms and Conditions before accepting or declining.

I Agree

I Decline

須至學校email信箱完成認證，才算申請完成




Apply to join AWS Educate

Preferred Language:




English ▼


We have received your application and it is currently under review. You will receive an email once the review is complete. Thank You!



Email 認證範例-步驟二-1

一. 認證約三天後會收到AWS的認證通過信，您將可以領取credit

AWS Educate Application Approved  收件匣 x  

 **AWS Educate Support** <support@awseducate.com> 下午 12:40 (3 分鐘前) ☆ ← ⋮
寄給 105802509@cc.ncu.edu.tw ▾

🌐 英文 ▾ > 中文 (繁體) ▾ [翻譯郵件](#) [關閉下列語言的翻譯功能：英文](#) x

Dear 信閱,

Congratulations!

Your AWS Educate application has been approved. **點選設定您的帳號密碼** As a member of the AWS Educate program, you will gain access to the benefits listed below:

AWS Educate Student Portal
The AWS Educate Student Portal is the hub for AWS Educate students around the world to find AWS content to help with classwork, connect to self-paced labs and training resources.

Click here to set your password and log in to the AWS Educate Student Portal. After logging in, click “AWS Account” at the top of the page to access your AWS Educate Starter Account. Use this feature to gain access to the AWS Console and resources, and start building in the cloud.

Bookmark the AWS Educate Student Portal for easy access, or [click here](#) to sign in directly.

You can access a video walk-through of the AWS Educate Student portal [here](#).

Free AWS Essentials Training
To access our foundational AWS Cloud Practitioner Essentials online learning class for free and find other self-paced labs, you must have either an AWS account or an Amazon ID.

- If you have an AWS account, sign in and [click here](#) to receive these benefits.
- If you do not have an AWS account, [click here](#) and follow the instructions to create an Amazon ID to access these benefits.

Once you access the Training and Certification portal, click “Learning Library” and search for “AWS Cloud Practitioner Essentials” to easily locate and enroll in AWS Cloud Practitioner Essentials on-line training. You can access AWS training any time after setting up your account by clicking [here](#).

Thank you again for participating in AWS Educate and we hope you enjoy the program!

Good luck with your continued studies,

The AWS Educate Team



Email 認證範例-步驟二-2

設定完成後，未來登入AWS Educate將使用此組帳號密碼

aws  educate

Welcome to the AWS Educate Community

Set Your Password

Your Login Credential

New Password

Verify New Password

The password you enter here will be used for access to the AWS Educate Community. It is always more secure to not use the same password that you use on other sites.

Please ensure your password meets the following requirements:

- i. Password must be at least 8 characters long
- ii. Password must contain at least one letter
- iii. Password must contain at least one number
- iv. Password cannot equal or contain your user name
- v. Password must contain at least one of the following characters ! \$ % - _ = + < >



登入AWS

aws educate

Portfolio Career Pathways Badges Jobs AWS Account Logout

使用者名稱

Consecutive Days: 1 Pathways Completed: 0 Badges Earned: 0

Preferred Language: English

Cloud technology is everywhere, creating over 18 million cloud jobs worldwide (source: Wanted Analytics). AWS Educate introduces you to lucrative cloud-enabled careers through more than 25 learning pathways, each with content from industry professionals, learning activities and labs, opportunities to earn AWS Educate Badges and Certificates of Completion, and access to the AWS Educate Job Board. Coupled with courses at your school or through online providers, AWS Educate puts you on the pathway to your dream job in the clouds.

Begin your journey today!

If you missed out the "Optimizing your AWS Educate Profile to Help You Find a Cloud Career" webinar and Q&A session, watch it [here](#) !

Suggested Jobs

- Analyst Experience - Technology**
Slalom
[more about this opportunity](#)
- Software Engineering Analyst**
Slalom
[more about this opportunity](#)
- Analyst Experience - Technology and Analytics**
Slalom
[more about this opportunity](#)
- Analyst Experience - Technology & Analytics**
Slalom
[more about this opportunity](#)

Cloud Support Associate 2020



學生 AWS Account 申請

點選此處

The screenshot shows the AWS Educate student dashboard. At the top, there is a blue navigation bar with the 'awseducate' logo on the left and links for 'Portfolio', 'Career Pathways', 'Badges', 'Jobs', 'AWS Account', and 'Logout'. The 'AWS Account' link is highlighted with a red box. Below the navigation bar, a grey status bar displays '信閱 陳' (User Name), 'Consecutive Days: 1', 'Pathways Completed: 0', 'Badges Earned: 0', and a 'Preferred Language: English' dropdown menu. The main content area is divided into three columns. The left column contains a paragraph of text about cloud technology and a link to 'Begin your journey today!'. The middle column features a carousel slide with the AWS Educate logo and a message about a missed webinar, with the first slide selected. The right column is titled 'Suggested Jobs' and lists four job opportunities from Slalom: 'Analyst Experience - Technology', 'Software Engineering Analyst', 'Analyst Experience - Technology and Analytics', and 'Analyst Experience - Technology & Analytics'. At the bottom of the dashboard, there are four colorful icons representing different roles: a person with a laptop, a person with a laptop and gear, a person with a code symbol, and a person with gears.



I'd like to use an AWS Educate Starter Account

Choose an AWS Educate Starter Account to get access to an AWS account with a preset limit on your spend on AWS services. An AWS Educate Starter Account is run and managed by a third party (Vocareum, Inc.) and the Starter Account runs in Vocareum's environment on AWS. Starter Accounts are subject to a separate agreement between you and Vocareum under separate terms and conditions.

The AWS Educate Starter Account provides access to most but not all AWS services. Students at an AWS Educate member institution will receive up to \$100 (USD) of AWS credit per year in their AWS Educate Starter Account, and students at non-member institution will receive up to \$30 (USD) of AWS credit per year.

You don't need a credit card to use a Starter Account because AWS promotional credits are already available in the account. When your usage of AWS services exceeds the balance on the account, the account is closed and any running services or other resources on the account are lost.

[Create Starter Account](#)

點選此處



aws  educate

[Portfolio](#) [Career Pathways](#) [Badges](#) [Jobs](#) [AWS Account](#) [Logout](#)



AWS Educate Starter Account

Your cloud journey has only just begun. Use your AWS Educate Starter Account to access the AWS Console and resources, and start building in the cloud!

Your AWS Educate Starter account is being provisioned.

[Click here to refresh!](#)

點選此處



AWS Educate Starter Account

Your cloud journey has only just begun. Use your AWS Educate Starter Account to access the AWS Console and resources, and start building in the cloud!

[AWS Educate Starter Account](#)

點選此處

Your account has an estimated **100** credits remaining and access will end on **Mar 16, 2021**.

Note: Clicking this button will take you to a third party site managed by Vocareum, Inc. ("Third Party Servicer"). In addition to the AWS Educate terms of service, your use of the AWS Educate Starter Account is governed by the Third Party Servicer's terms, including its Privacy Policy. AWS assumes no responsibility or liability and makes no representations or warranties regarding services provided by a Third Party Servicer.



閱讀第三方的相關授權條款後按同意

Vocareum

Home My Classes Help

Please read the terms and conditions shown below and click on the "I agree" button at the bottom of this page to continue.

Terms and Conditions

Welcome to the Vocareum, Inc. ("Vocareum") website located at www.vocareum.com (the "Site"). Please read these Terms of Service (the "Terms") and our Privacy Policy (<http://www.vocareum.com/privacy-policy/>) carefully because they govern your use of our Site and our web-based education and learning platform. To make these Terms easier to read, the Site and our platform are collectively called the "Services."

Using the functionality of our Services, teachers can create, customize and administer educational courses and invite students to participate in a class taught and supervised by the teacher using the online tools provided by Vocareum. Subject to your compliance with these Terms, Vocareum will make the Services available to you solely for the purpose of your internal, non-commercial use.


Vocareum's failure to enforce any right or provision of these Terms will not be considered a waiver of such right or provision. The waiver of any such right or provision will be effective only if in writing and signed by a duly authorized representative of Vocareum. Except as expressly set forth in these Terms, the exercise by either party of any of its remedies under these Terms will be without prejudice to its other remedies under these Terms or otherwise.

Contact Information

If you have any questions about these Terms or the Services, please contact Vocareum at info@vocareum.com

I Agree

同意請點選此處



完成AWS Account申請後會到達此頁面

Vocareum Home My Classes Help




Welcome to your AWS Educate Account

AWS Educate provides you with access to a wide variety of AWS Services for you to get your hands on and build on AWS! To get started, click on the AWS Console button to log in to your AWS console.

Please read the FAQ below to help you get started on your Starter Account.

- What are the list of services supported?
- What regions are supported with Starter Accounts or Classroom Accounts?
- I can't start any resources. What happened?
- Can I create users within my Starter or Classroom Account for others to access?

Your AWS Account Status

	Active full access <input type="text"/>
	\$100 remaining credits (estimated)
	2:60 session time

[Account Details](#) [AWS Console](#)

Please use AWS Educate Account responsibly. Remember to shut down your instances when not in use to make the best use of your credits. And, don't forget to logout once you are done with your work!